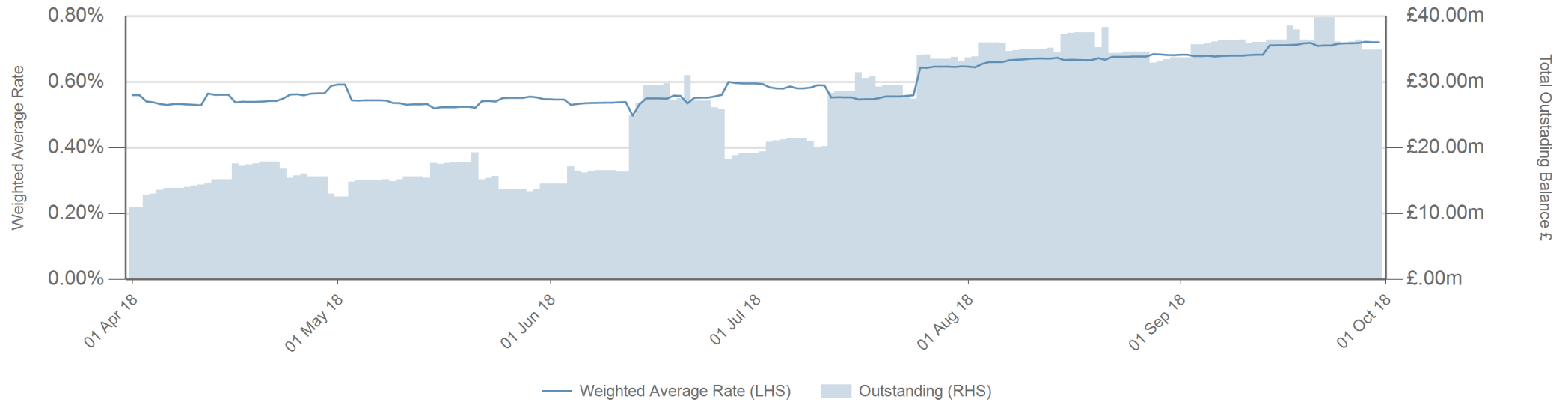


# Deposits Dashboard

Gravesham Borough Council (Accounts: GENERAL FUND, Heritage Quarter - Capital Contribution, Heritage Quarter - Rent Reserve)

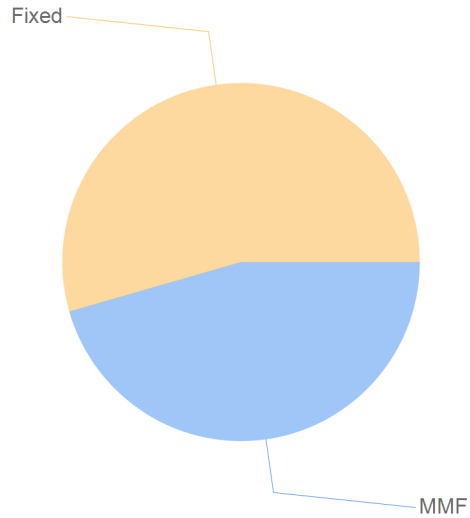
Start Date: 01/04/2018  
As of Date: 30/09/2018

## Investment Balance and Returns

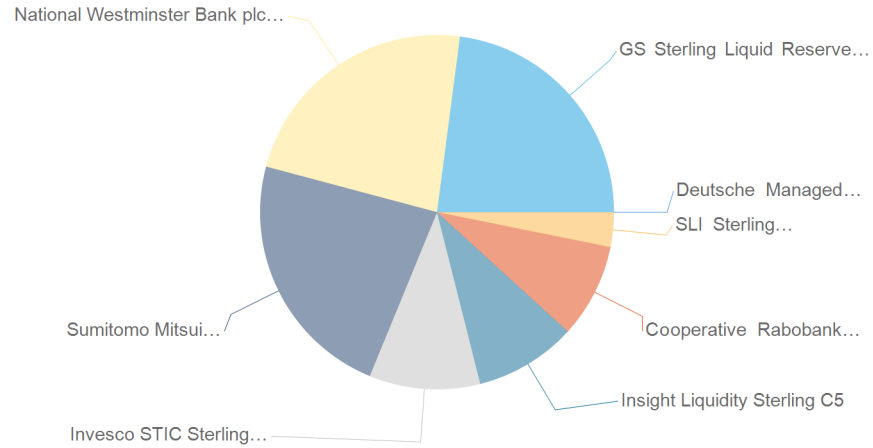


| Year      | Quarter | Month     | Date                 | Deals                    | Average Balance | Weighted Average Rate |                 |
|-----------|---------|-----------|----------------------|--------------------------|-----------------|-----------------------|-----------------|
| 2018/2019 | 1       | April     | April average        |                          | £15,115,693.33  | 0.54902%              |                 |
|           |         | May       | May average          |                          | £15,360,580.65  | 0.54057%              |                 |
|           |         | June      | June average         |                          | £21,900,758.97  | 0.55046%              |                 |
|           |         |           | 2018/2019 Q1 average |                          | £17,435,951.31  | 0.54708%              |                 |
|           | 2       | July      | July average         |                          | £27,194,710.42  | 0.58798%              |                 |
|           |         | August    | August average       |                          | £35,209,136.87  | 0.66954%              |                 |
|           |         | September | September average    |                          | £36,356,977.53  | 0.70050%              |                 |
|           |         |           | 2018/2019 Q2 average |                          | £32,882,919.48  | 0.65797%              |                 |
|           |         |           |                      | <b>2018/2019 average</b> |                 | <b>£25,201,640.22</b> | <b>0.61982%</b> |

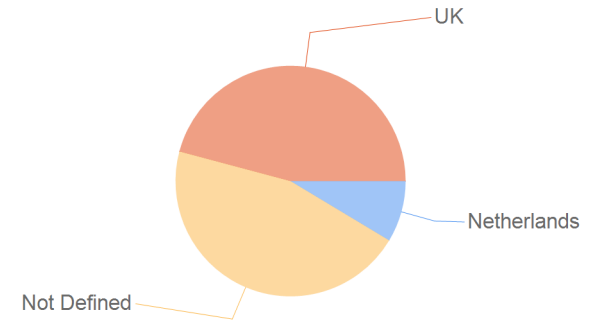
### Current Deposit Allocation by Type



### Current Deposit Allocation by Counterparty



### Current Deposit Allocation by Country



| Type         | Amount             | %      |
|--------------|--------------------|--------|
| Fixed        | £19,000,000        | 54.46% |
| MMF          | £15,890,503        | 45.54% |
| <b>Total</b> | <b>£34,890,503</b> |        |

| Counterparty Name                              | Amount             | %      |
|--|--------------------|--------|
| National Westminster Bank plc (RFB)            | £8,000,000         | 22.93% |
| GS Sterling Liquid Reserve Institutional Inc   | £8,000,000         | 22.93% |
| Sumitomo Mitsui Banking Corporation Europe Ltd | £8,000,000         | 22.93% |
| Invesco STIC Sterling Liquidity Inst Inc       | £3,543,300         | 10.16% |
| Insight Liquidity Sterling C5                  | £3,242,203         | 9.29%  |
| Cooperative Rabobank U.A                       | £3,000,000         | 8.60%  |
| SLI Sterling Liquidity/CI 3                    | £1,105,000         | 3.17%  |
| Deutsche Managed Sterling Advisory             | £0                 | 0.00%  |
| <b>Total</b>                                   | <b>£34,890,503</b> |        |

| Type         | Amount             | %      |
|--------------|--------------------|--------|
| UK           | £16,000,000        | 45.86% |
| Not Defined  | £15,890,503        | 45.54% |
| Netherlands  | £3,000,000         | 8.60%  |
| <b>Total</b> | <b>£34,890,503</b> |        |