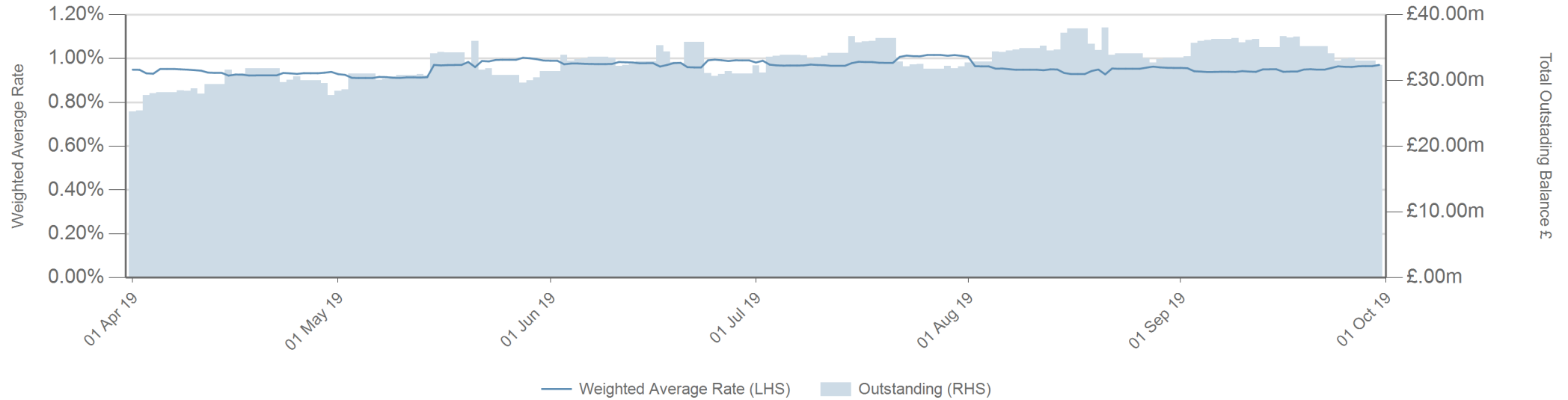


Deposits Dashboard

Gravesham Borough Council (Accounts: GENERAL FUND, HRA, Heritage Quarter - Capital Contribution, Heritage Quarter - Rent Reserve)

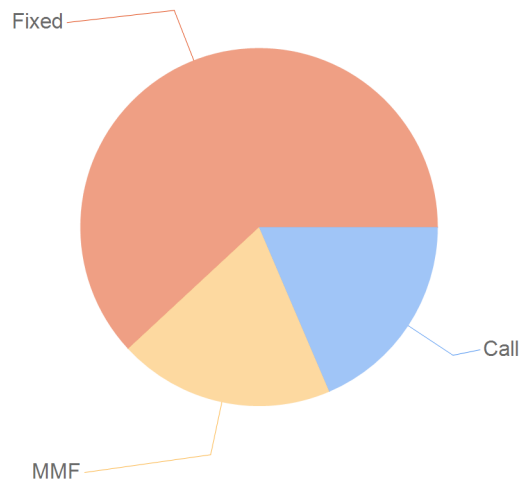
Start Date: 01/04/2019
As of Date: 30/09/2019

Investment Balance and Returns

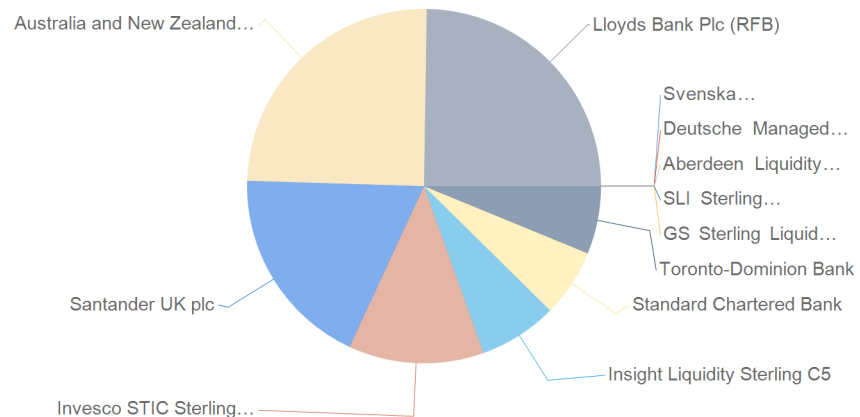


| Year | Quarter | Month | Date | Deals | Average Balance | Weighted Average Rate | Weighted Average Time To Maturity (days) |
|-----------|---------|-----------|--------------------------|-------|-----------------------|-----------------------|--|
| 2019/2020 | 1 | April | April average | | £29,426,753.85 | 0.93529% | 96.40 |
| | | May | May average | | £31,416,937.57 | 0.95378% | 106.59 |
| | | June | June average | | £32,860,590.55 | 0.97905% | 108.08 |
| | | | 2019/2020 Q1 average | | £31,236,762.60 | 0.95680% | 103.94 |
| | 2 | July | July average | | £33,687,134.01 | 0.98666% | 97.93 |
| | | August | August average | | £34,631,127.59 | 0.95133% | 97.37 |
| | | September | September average | | £34,973,275.93 | 0.94949% | 79.06 |
| | | | 2019/2020 Q2 average | | £34,424,612.91 | 0.96237% | 91.49 |
| | | | 2019/2020 average | | £32,839,397.73 | 0.95974% | 97.38 |

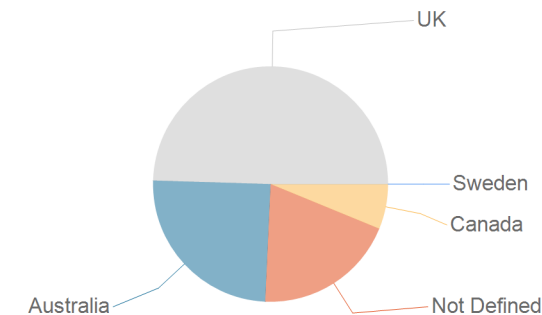
Current Deposit Allocation by Type



Current Deposit Allocation by Counterparty



Current Deposit Allocation by Country



| Type | Amount | % |
|--------------|--------------------|--------|
| Fixed | £20,000,000 | 61.89% |
| MMF | £6,313,848 | 19.54% |
| Call | £6,000,000 | 18.57% |
| Total | £32,313,848 | |

| Counterparty Name | Amount | % |
|---|--------------------|--------|
| Australia and New Zealand Banking Group Limited | £8,000,000 | 24.76% |
| Lloyds Bank Plc (RFB) | £8,000,000 | 24.76% |
| Santander UK plc | £6,000,000 | 18.57% |
| Invesco STIC Sterling Liquidity Inst Inc | £4,004,000 | 12.39% |
| Insight Liquidity Sterling C5 | £2,309,848 | 7.15% |
| Toronto-Dominion Bank | £2,000,000 | 6.19% |
| Standard Chartered Bank | £2,000,000 | 6.19% |
| Svenska Handelsbanken | £0 | 0.00% |
| GS Sterling Liquid Reserve Institutional Inc | £0 | 0.00% |
| Deutsche Managed Sterling Advisory | £0 | 0.00% |
| SLI Sterling Liquidity/CI 3 | £0 | 0.00% |
| Aberdeen Liquidity Fund (Lux) Sterling Fund (Class K) | £0 | 0.00% |
| Total | £32,313,848 | |

| Type | Amount | % |
|--------------|--------------------|--------|
| UK | £16,000,000 | 49.51% |
| Australia | £8,000,000 | 24.76% |
| Not Defined | £6,313,848 | 19.54% |
| Canada | £2,000,000 | 6.19% |
| Sweden | £0 | 0.00% |
| Total | £32,313,848 | |