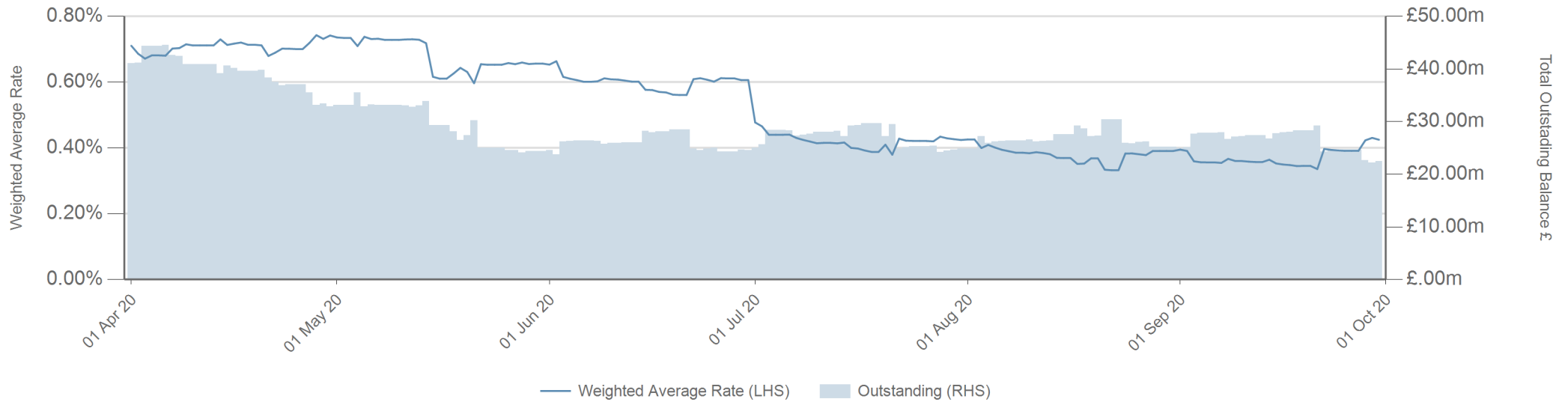


Deposits Dashboard

Gravesham Borough Council (Accounts: GENERAL FUND, HRA, Heritage Quarter - Capital Contribution, Heritage Quarter - Rent Reserve)

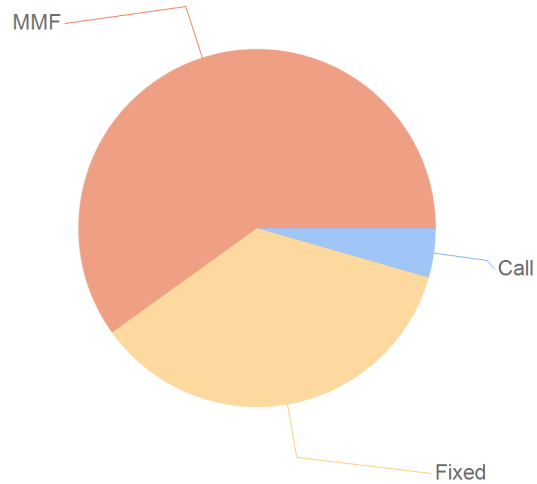
Start Date: 01/04/2020
As of Date: 30/09/2020

Investment Balance and Returns

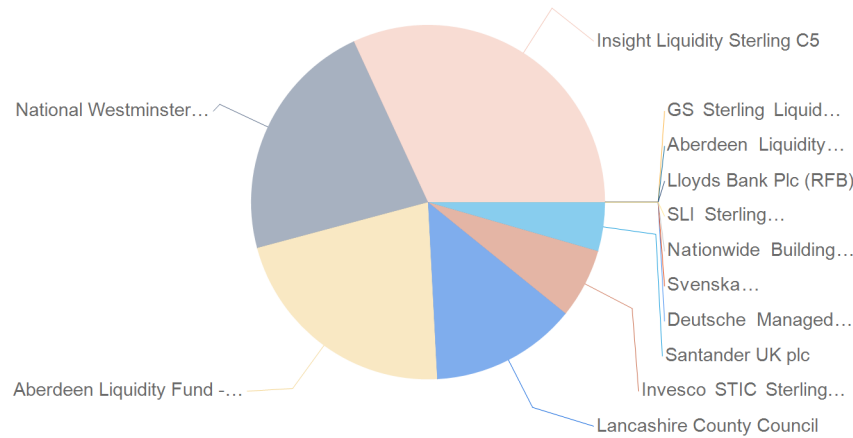


Year	Quarter	Month	Date	Deals	Average Balance	Weighted Average Rate	Weighted Average Time To Maturity (days)
2020/2021	1	April	April average		£39,553,350.21	0.70564%	52.35
		May	May average		£29,420,916.88	0.68456%	51.76
		June	June average		£26,030,150.21	0.60004%	44.97
			2020/2021 Q1 average		£31,643,444.35	0.67032%	50.16
	2	July	July average		£27,071,110.43	0.42020%	32.51
		August	August average		£26,784,107.20	0.37891%	23.60
		September	September average		£26,357,056.88	0.36961%	14.72
			2020/2021 Q2 average		£26,741,559.27	0.39000%	23.78
			2020/2021 average		£29,179,108.68	0.54117%	38.01

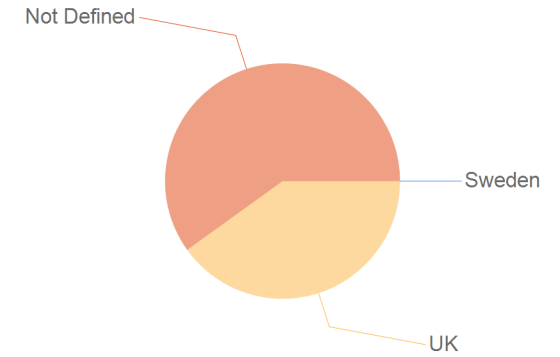
Current Deposit Allocation by Type



Current Deposit Allocation by Counterparty



Current Deposit Allocation by Country



Type	Amount	%
MMF	£13,452,617	59.92%
Fixed	£8,000,000	35.63%
Call	£1,000,000	4.45%
Total	£22,452,617	

Counterparty Name	Amount	%
Insight Liquidity Sterling C5	£7,158,873	31.88%
National Westminster Bank plc (RFB)	£5,000,000	22.27%
Aberdeen Liquidity Fund - Sterling Fund Class L-1	£4,866,000	21.67%
Lancashire County Council	£3,000,000	13.36%
Invesco STIC Sterling Liquidity Inst Inc	£1,427,744	6.36%
Santander UK plc	£1,000,000	4.45%
Deutsche Managed Sterling Advisory	£0	0.00%
GS Sterling Liquid Reserve Institutional Inc	£0	0.00%
Svenska Handelsbanken	£0	0.00%
Aberdeen Liquidity Fund (Lux) Sterling Fund (Class K)	£0	0.00%
Nationwide Building Society	£0	0.00%
Lloyds Bank Plc (RFB)	£0	0.00%
SLI Sterling Liquidity/CI 3	£0	0.00%
Total	£22,452,617	

Type	Amount	%
Not Defined	£13,452,617	59.92%
UK	£9,000,000	40.08%
Sweden	£0	0.00%
Total	£22,452,617	