

**CONSULTATION RESULTS**

**Appendix 5**

**537 Respondents**

	<b>Yes</b>	<b>No</b>	<b>Don't Know</b>
<b>Background to the Consultation</b>			
1. I have read the background information about the Council Tax Reduction Scheme: This question must be answered before you can continue.	98.39%	1.61%	-
<b>Changing the Scheme</b>			
2. Should the Council keep the current Council Tax Reduction scheme? (Should it continue to administer the scheme as it does at the moment?)	41.47%	23.75%	34.78%
3. Please use the space below to make any comments you have on protecting the Council Tax Reduction Scheme from these changes.			
81 comments - Key themes are :- 'Struggle to pay' 'Why change' 'Not broke why fix it' 'Complicated'			
<b>Part 1 – The introduction of an Income Grid scheme to replace the current scheme for all applicants of working age</b>			
<b>Aim: To provide greater stability to those who are in receipt of Council Tax Reduction whilst making the scheme work better with the Universal Credit award system</b>			
4. Do you agree with the changes to the scheme to introduce an income-based banded discount scheme?	57.20%	11.52%	31.28%
5. If you disagree please explain why and what alternative would you propose?			
31 comments Key themes are :- 'How is Income calculated?' 'Council tax keeps changing monthly' 'How will this affect me?'			
<b>Part 2 - Removing the transitional protection awarded to certain pre-2017 claims</b>			
<b>Aim: To make the scheme more transparent and easier to understand</b>			
6. Do you agree with this change to the scheme	57.76%	12.07%	30.17%
7. If you disagree please explain why and what alternative would you propose?			
23 comments Key themes are :- 'Financial strain on larger families'			
<b>Part 3 – Removing the current level of earnings we do not count when calculating a Council Tax Reduction and instead not counting the first £25 per week earned by all working applicants</b>			
<b>Aim: Provide additional protection</b>			
8. Do you agree with this change to the scheme?	61.50%	10.18%	28.32%
9. If you disagree please explain why and what alternative would you propose?			
17 comments Key themes are :- 'Keep it the same' ' Will affect larger families'			

	Yes	No	Don't Know
<b>Part 4 – Removing the Extended Payment provision</b>			
<b>Aim: To make the scheme more transparent and easier to understand</b>			
10. Do you agree with this change to the scheme?	57.14%	13.37%	29.49%
11. If you disagree please explain why and what alternative would you propose?			
22 comments Key themes are :- 'People will go into arrears' 'disincentive to work'			
<b>Part 5 – Any new claim or change in circumstances which changes Council Tax Reduction entitlement will be made from the date on which the change occurs, rather than on a weekly basis as at present</b>			
<b>Aim: To make the scheme more transparent and easier to understand</b>			
12. Do you agree with this change to the scheme?	73.81%	5.71%	20.48%
13. If you disagree please explain why and what alternative would you propose?			
10 comments Key theme is :- 'Will Increase admin costs?'			
<b>Part 6 – Extending the 'backdating' provisions within the scheme</b>			
<b>Aim: To make the scheme easier for claimants and potential claimants to access</b>			
14. Do you agree with this change to the scheme?	77.67%	6.80%	15.53%
15. If you disagree please explain why and what alternative would you propose?			
12 comments No theme respondents suggested should be between 1 to 12 months			
<b>Part 7 – Protecting disabled persons by ignoring Personal Independence Payments or Disability Living Allowance and ignoring a further £40 of income per week where the applicant, partner or dependant is in receipt of disability benefit</b>			
<b>Aim: Provide additional protection</b>			
16. Do you agree with this change to the scheme?	82.84%	3.92%	13.24%
17. If you disagree, please explain why and what alternative would you propose?			
9 comments Key theme is :- 'Support protection'			
<b>Part 8 – Ignoring Carer's Allowance and the Support Component of the Employment and Support Allowance</b>			
<b>Aim: Provide additional protection</b>			
18. Do you agree with this change to the scheme?	76.47%	5.88%	17.65%
19. If you disagree, please explain why and what alternative would you propose?			
7 comments Key theme is :- 'Should be counted'			
<b>Part 9 – Introducing a Minimum Income Floor for certain self-employed applicants</b>			
<b>Aim: To make the scheme more transparent and easier to understand</b>			
20. Do you agree with this change to the scheme?	61.00%	9.50%	29.50%
21. If you disagree, please explain why and what alternative would you propose?			

16 comments Key theme is :-

*'Do not assume income'*

	Yes	No	Don't Know
<b>Alternatives to changing the Council Tax Reduction Scheme</b>			
22. Increase the level of Council Tax to cover the rising administration costs?	15.66%	58.08%	26.26%
23. Find the additional administration costs by cutting other Council Services?	28.79%	42.93%	28.28%
24. Please use this space to make any other comments on the proposed scheme.			

26 comments Key themes are :-

*'Cut costs or services'*

*'Sound proposal'*

*'Keep current scheme'*

*'Avoid council tax increases'*

25. Please use the space below if you would like the council to consider any other options (please state).

8 comments Key theme is :-

*'Reduce costs'*

*'Increase income'*

26. If you have any further comments or questions to make regarding the Council Tax Reduction Scheme that you haven't had opportunity to raise elsewhere, please use the space below.

20 comments Key theme are :-

*'Too complicated'*










*'Protect pensioners'*

<b>About You</b>			
27. Are you completing this form on behalf of an organisation or group?	2.07%	97.93%	-





<b>Questions for Individuals</b>			
28. Do you live in Gravesham?	99.45%	0.55%	-
29. Are you currently receiving Council Tax Reduction?	79.12%	20.88%	-
30. Are you or your partner in work or self-employed?	33.52%	66.48%	-
31. Are you liable to pay Council Tax?	88.33%	11.67%	-
32. Do you have more than two pre-school or school age children in your household?	16.39%	83.61%	-
33. Are you currently serving in the Armed Forces?	0.00%	100.00%	-
34. Which gender do you identify with?			

Male		32.79%
Female		63.93%
Prefer not to say		2.19%
Other (please specify):		1.09%

35. What is your age?

18-24		0.54%
25-34		8.70%
35-44		14.13%
45-54		22.28%
55-64		36.96%
65-74		9.78%
75-84		4.89%
85+		0.54%
Prefer not to say		2.17%

36. Disability: Are your day to day activities limited because of a health problem or disability which has lasted, or is expected to last, at least 12 months?

Yes		49.18%
No		43.17%
Don't know		2.73%
Prefer not to say		4.92%

37. Ethnic Origin: What is your ethnic group?

Ethnic Origin	Ethnic Origin - Respondents	Ethnic Origin - Community Profile: Gravesham*	Representation	
			2021 (+/-)	2017 survey (+/-)
<i>British</i>	81.3%	77.1%	4.2%	3.5%
<i>Irish</i>	0.5%	0.8%	-0.3%	0.7%
<i>Gypsy/Irish Traveller</i>	0.0%	0.3%	-0.3%	-0.3%
<i>Any other White</i>	5.5%	4.6%	0.9%	0.5%
<i>White &amp; Black African</i>	0.0%	0.4%	-0.4%	0.3%
<i>White &amp; Asian</i>	0.0%	0.6%	-0.6%	-0.2%
<i>Any other Multi Mixed</i>	0.0%	0.5%	-0.5%	-0.5%

<i>Pakistani</i>	0.0%	0.5%	-0.5%	-0.5%
<i>Indian</i>	3.9%	7.4%	-3.5%	-6.7%
<i>Bangladeshi</i>	0.0%	0.5%	-0.5%	-0.5%
<i>Chinese</i>	0.0%	0.3%	-0.3%	-0.3%
<i>Any other Asian</i>	0.6%	1.7%	-1.1%	-1.7%
<i>African</i>	1.6%	2.2%	-0.6%	-1.1%

Ethnic Origin	Ethnic Origin - Respondents	Ethnic Origin - Community Profile: Gravesham*	Representation	
			2021 (+/-)	2017 survey (+/-)
<i>Caribbean</i>	1.1%	0.4%	0.7%	-0.4%
<i>Any other Black</i>	2.2%	0.2%	2.0%	-0.2%
<i>Arab</i>	0.3%	0.1%	-0.1%	0.3%
<i>Other Ethnic Group</i>	N/A	1.8%		
<i>Prefer not to say</i>	3.0%	N/A		

\*Source: Census 2011