

a proud community; where residents can call a safe, clean and attractive borough their home.

POLICY COMMITMENT

1. Create stronger neighbourhoods: work with Kent Police on the prevention, detection and reduction of crime and anti-social behaviour, and the safeguarding of local residents.

Key work completed or supported by the CSU during Qtr 4 includes:

- Annual Strategic Assessment process (audit of crime and ASB) completed on behalf of Gravesham Community Safety Partnership. Good reductions were recorded in respect of both total crime and in ASB and these appear to be being sustained, particularly when compared with the levels of offences in the pre-Covid or 'normal' year of 2019-20. Year end figures for 2021-22 indicate a reduction in total crime of 8.2% in Gravesham compared to 2019-20 and a reduction in ASB of 16.2% for the same period. These reductions are greater than the average reductions Kent-wide of 5.2% (total crime) and 8.0% (ASB).

- The CSU is working with Kent Police and the G-Safe Business Crime Reduction Partnership in developing a Best Bar None Scheme in the Borough to encourage local licensed premises to meet management standards aimed at improving safety and reducing crime/ASB particularly within the evening and night-time economies. 6 Police colleagues and Council Officers in total will receive training in April to enable them to carry out assessments with premises that wish to apply for Best Bar None accreditation. A Steering Group has already been established to progress this work and our approach has been recognised and shared with other Districts as a good practice model.

- A Domestic Abuse Coordinator has been appointed to provide a dedicated resource to support our work in meeting obligations created by the Domestic Abuse Act 2021. The post is externally funded and will cover Dartford and Gravesham and will be based in the CSU when working in the Borough.

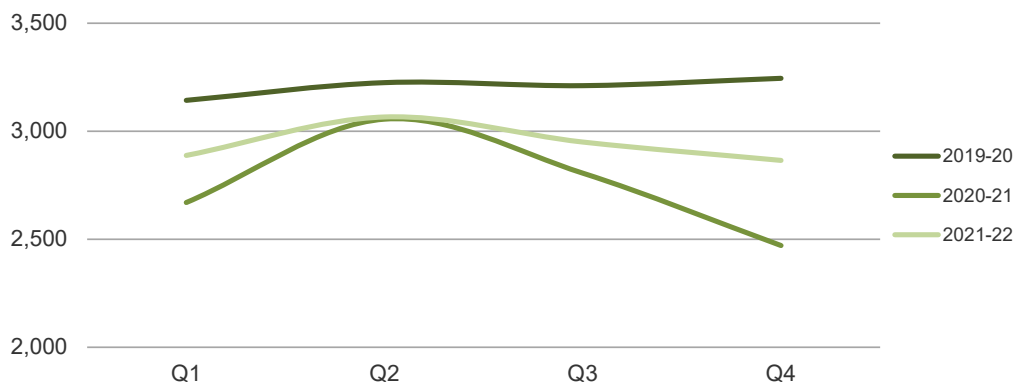
- A programme of community engagement is being developed and we have been working with Kent Police in providing community 'walkabouts' in key locations to encourage local people to meet face-to-face with agencies to discuss their experiences of crime/ASB, gather information and provide reassurance. A very successful event was held in Riverside Ward in February that was very well-attended by residents and supported by Ward Councillors, CSU, Housing, Waste Management, Environmental Enforcement, Kent Police, KCC Street Lighting Team and others. Very positive feedback was received from the residents and similar walkabouts in other areas are being planned and delivered monthly.

- A full review of all the CSU permanent public space CCTV cameras has been completed to help inform any works to improve and/or upgrade cameras in the new financial year.

- 15 members of staff were able to complete an ASB Training Day delivered by Resolve (arranged by the CSU in conjunction with KCC's CSU) and provided free of charge to the Council. The focus of the training was on the use of powers e.g., Community Protection Warnings and Notices and Injunctions, and particularly helpful to new staff who have more recently joined the Authority.

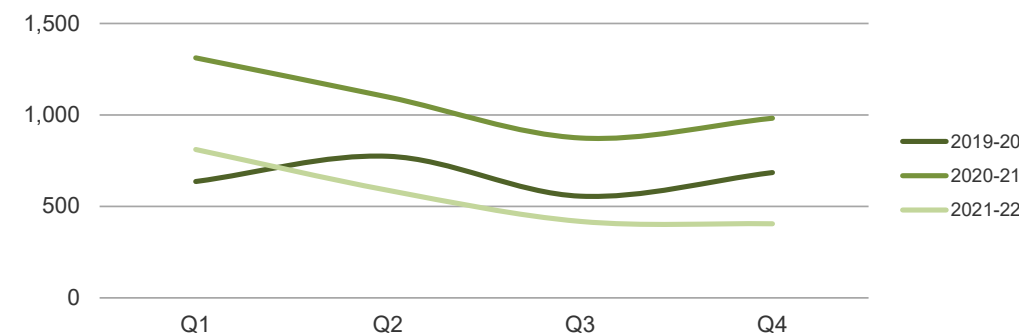
PI 1 Total number of reported crime offences

	Q1	Q2	Q3	Q4
2019-20	3,143	3,225	3,211	3,245
2020-21	2,670	3,056	2,806	2,471
2021-22	2,888	3,066	2,950	2,865
2022-23				



PI 2 Total number of reported incidents of Anti-Social Behaviour

	Q1	Q2	Q3	Q4
2019-20	636	774	556	685
2020-21	1,312	1,098	874	982
2021-22	811	588	418	405
2022-23				



a proud community; where residents can call a safe, clean and attractive borough their home.

POLICY COMMITMENT

2. Actively enforce environmental standards: use available powers to pursue anyone committing environmental crime or damaging the local environment.

In Q4, the team have carried out the following enforcement actions:

There have been 32(Thirty-Two) Community Protection warnings and One (1) Community Protection Notice issued.

Seven (7) £400 Fixed penalty fines were issued for fly tipping offences.

Five (5) £400 Fixed Penalties have been issued for duty of care offences.

Four (4) £150 Fines have been issued for littering.

The team have had a number of Prosecution successes at Magistrates Court:

Some examples are:

- After a fly tip was discovered in Warren Road Cobham, the person responsible for collecting the waste was identified and prosecuted for failing in their duty of care. They were convicted and received a fine of £1046.00, and ordered to pay a costs contribution of £531.25.

- A female who dumped a large number of boxes outside The Hive in Northfleet failed to cooperate with Environmental Enforcement Team Officers and was convicted under S.110 of the Environment act 1995. She was fined £500 and ordered to pay costs of £250.

- A male was convicted at Sevenoaks Magistrates for fly tipping and failing to cooperate with an investigation. Due to his previous convictions, he was imprisoned for 6 weeks and ordered to pay £400 in costs and compensation. This is the first case in which a defendant has been convicted on the evidence of covert cameras placed in a fly tipping hot spot by Gravesham Borough Council and the first case in Gravesham where someone has received a custodial sentence.

The team currently have in the region of Twenty (20) other cases, which are awaiting prosecution or further court dates.

The year 2021-22 has seen a reduction in reports of fly tipping across the borough. In comparison to the 2019-2020 figure: 3269, which was before the EET came in to being, the reports for this year have fallen by 875 incidents to 2394.

During Q4, the team have begun 77 investigations of a complicated or protracted nature.

The officers continue to work with national and local partner agencies to investigate large scale, cross border offences involving the illegal dumping of thousands of tons of contaminated waste across North Kent

The team have been unable to carry out proactive operations with Kent Police during Q4; however, it is hoped, providing that funding is available, that a number of such operations will take place in Q1 2022-23.

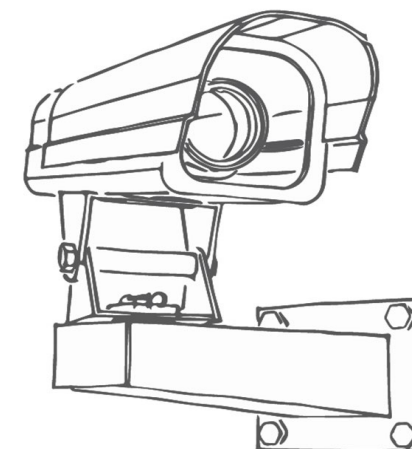
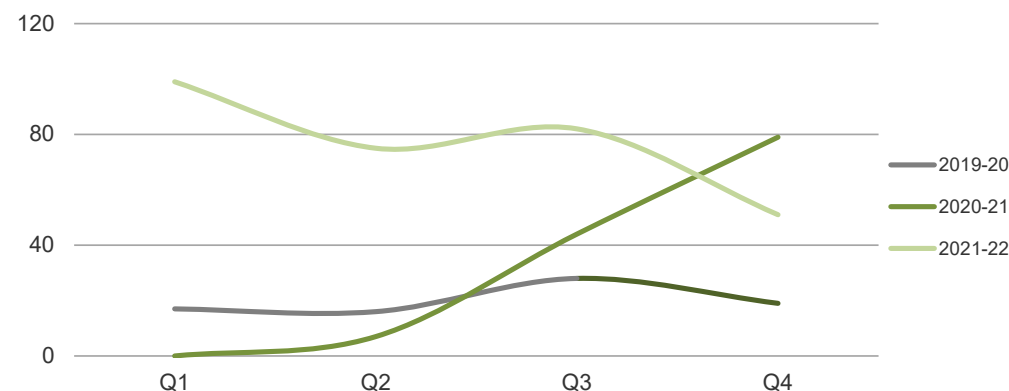
An important part of the teams work is to build strong relationships with partners and stakeholders, including landowners. They have recently begun work with a local vineyard to provide advice and support in their attempts to deter and catch fly tippers.

In addition, the team have been working with parish councils, offering support and advice. The EET have worked on a joint project with Luddesdown Parish Council to deploy covert cameras in fly tipping hotspots in the parish. As a result, a 50-year-old male from Snodland was caught fly tipping and is awaiting a court appearance.

The work of the Environmental Enforcement Team is strongly supported by the work of the media team who have run several successful environmental crime related campaigns and publicised details of enforcement action and convictions.

PI 13 Total number of environmental enforcement actions taken

	Q1	Q2	Q3	Q4
2019-20	17	16	28	19
2020-21	0	7	44	79
2021-22	99	75	82	51
2022-23				



POLICY COMMITMENT

1. Design a quality and affordable leisure offer: improved facilities and creative sports programmes to tackle local health inequalities.

Leisure Centres:

Total attendance was 130,700. Comparing this to the same period of 2019 of 224,249, it equates to 58%. Although there has been an increase of 4% from the Q3 period comparison of 54%.

Looking at some of the specific activity areas;

- Swimming for the January to March 2022 period was 55,756 compared to 2019 of 74,287 (75%) – Cascades continues to recover more positively at 84% even though the swimming lessons are much lower than they were in 2019.
- Sports Hall usage for the 2022 period is at 7,031 compared to 7,144 (98%). Squash is only at 14% of the levels of 2019.
- Gym totals are at 26,447 compared to 47,116 (56%) – this is a small increase of 2% compared to the Q3 period of 54%.
- Group Classes are at 9,966 compared to 21,919 (45%) – again, a small increase of 2% compared to the Q3 period of 43%.
- Health Suite usage is at 5,010 compared to 12,213 (41%) – again, a small increase of 3% compared to the Q3 period of 38%.

It is well documented that, nationally, it is now expected that the recovery period is estimated to be between 1 and 2 years – a much slower recovery than first expected, the above percentage increases between Q3 and Q4 is showing a positive direction of travel locally.

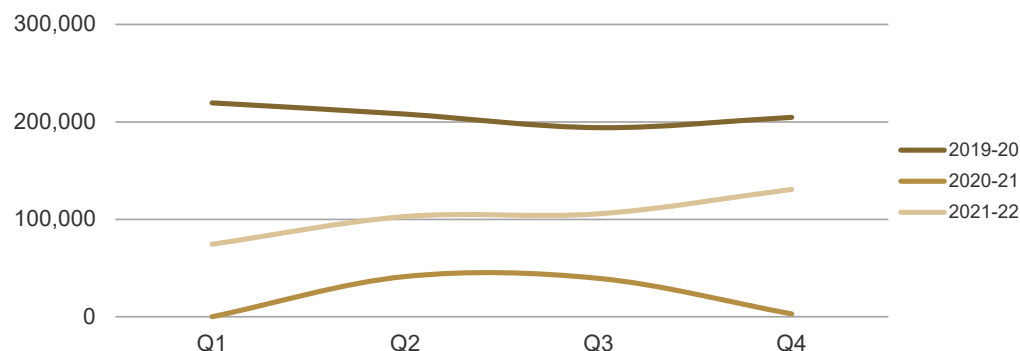
Active Gravesham:

Disability Dance Project – KCC Pathways secured funding from Sport England's Tackling Inequality Fund to deliver activities for those aged 16+ with a learning disability. Zumba dance sessions have been delivered at Cascades on a weekly basis since the last week of January, with an average of 12 participants take part each week.

a dynamic borough; defined by a vibrant and productive local economy taking advantage of growth in the area, supported by its strong and active community.

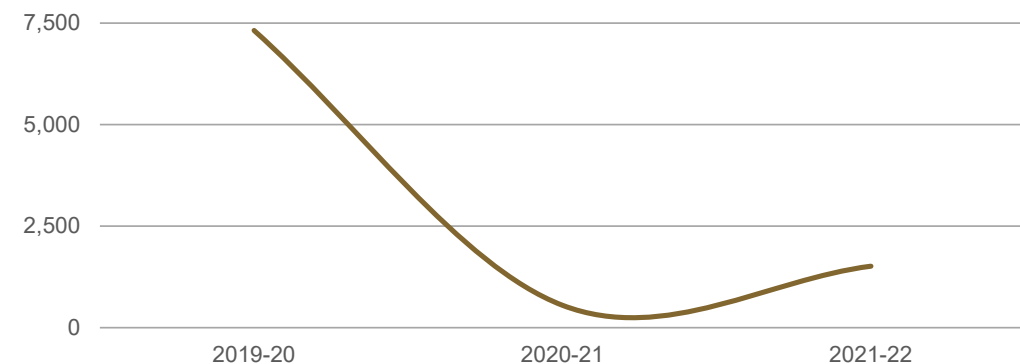
PI 37 Total number of leisure centre attendees

	Q1	Q2	Q3	Q4
2019-20	219,508	207,957	194,043	204,620
2020-21	N/A	41,278	39,391	2,901
2021-22	74,427	102,871	105,621	130,700
2022-23				



PI 38 Total number of 'Active Gravesham' attendees

	Q1	Q2	Q3	Q4
2019-20	Annual indicator			7,318
2020-21	Annual indicator			551
2021-22	Annual indicator			1,514
2022-23	Annual indicator			



POLICY COMMITMENT

2. Manage a programme of proactive healthy living interventions: work with partners to help support and safeguard vulnerable residents.

The Mental Health team attended and hosted Mental Health Awareness nights with The Gravesend Sikh Temple, and Punjab United FC. Inviting the local community and members of both facilities to listen to Mental Health advocates. The aim of the events was to highlight and raise awareness of Mental Health within the Asian and Sikh community and challenge taboo towards mental health.

Targeted funding for BAME and Learning Disabled clients enabled the development of new projects. These consisted of African Dance sessions and supporting a lady's group from the Mosque – who took part in kettlebell sessions. They also worked with Kasbah and their clients with Learning Disabilities delivering shorter more manageable exercise sessions.

Adult Singing – The One You Adult singing sessions have continued to grow, and the group have created a short video piece to show the work that has been done and what the sessions have meant to them, and how it has helped them with their mental health and wellbeing. This has led to a show being arranged and money being raised for The Grand's youth services.

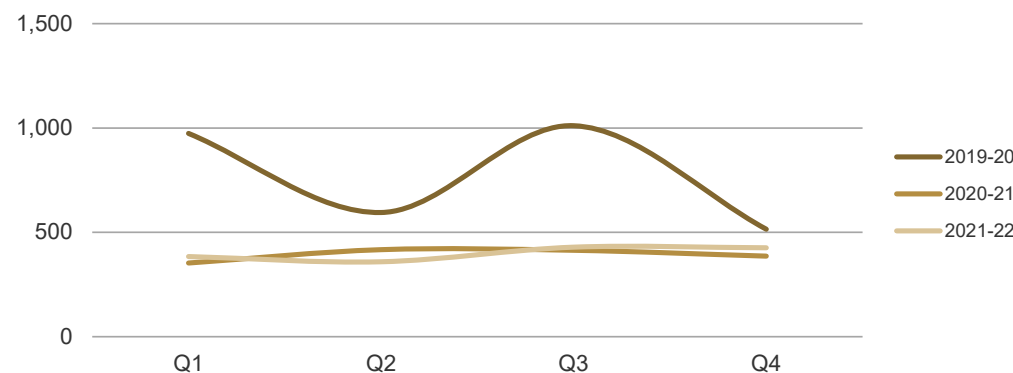
Key activity with young people and GYG included the launch of the 'Report It' video within all eight secondary schools leading to the GYG Committee winning the overall Spirit of TryAngles Award for Kent.

The GYG Gone Wild Group were invited to Hadlow College to take part in their lambing day.

a dynamic borough; defined by a vibrant and productive local economy taking advantage of growth in the area, supported by its strong and active community.

PI 40 Total number of people achieving a target outcome from the Gr@nd healthy living services

	Q1	Q2	Q3	Q4
2019-20	974	595	1,011	515
2020-21	353	417	414	386
2021-22	384	359	429	426
2022-23				



POLICY COMMITMENT

3. Develop a cohesive and resilient community: implement a leading programme of engagement initiatives, showcasing the borough's diversity and enabling greater participation in civic life.

Holocaust Memorial Day was marked on 27 January by flying the Holocaust Memorial Trust flag on community square and posting on social media. Flags were also raised to mark LGBTQ+ History Month and Commonwealth Day.

Gravesend Town centre celebrated Chinese New Year in early February with a traditional lion dance through St George's Shopping Centre and New Road. The Mayor, members and public were joined by Yin Tao association and Twin Dynasty.

Chantry Community Academy supported the Commonwealth Day event on community square delivering a quiz and helping raise the flags.

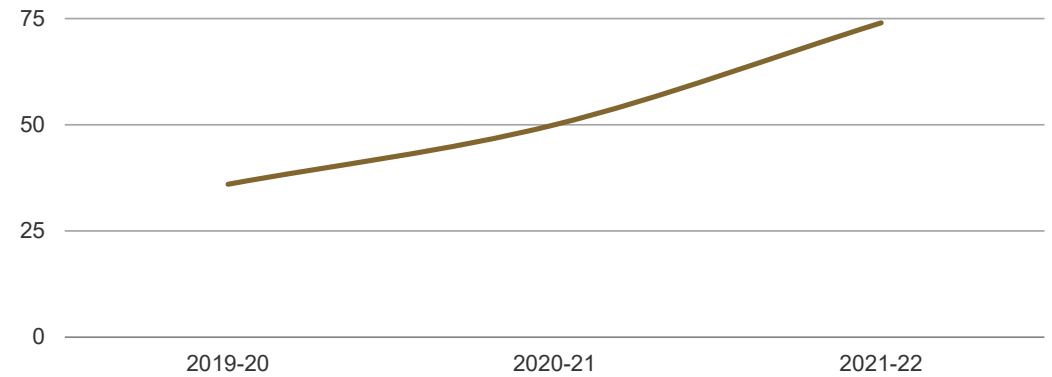
Ten litter picks were delivered across the Borough with the Great British Spring Clean starting on 25 March.

a dynamic borough; defined by a vibrant and productive local economy taking advantage of growth in the area, supported by its strong and active community.

PI 41

Total number of community activities/events delivered by the council and in conjunction with its partners

	Q1	Q2	Q3	Q4
2019-20	Annual indicator			36
2020-21				50
2021-22				74
2022-23				



POLICY COMMITMENT

4. Enhance the borough's cultural offer: maximise the usage of The Woodville and the Borough Market as community assets.

January saw the end of our first panto season at the Woodville for 2 years. Robin Hood was very well received and despite social distancing played to capacity audiences.

Since returning to full capacity the Woodville has had several sold out shows including Country Superstars, The King is Back, Elvis tribute and the Two Mr P's in a Podcast.

St George's Arts Centre has hosted a Light Festival exhibition with Filaments arts collective.

February at St George's Arts Centre saw a long awaited Dickens Exhibition by Louise Weir, delayed from 2020. This included talks about the influence of Dickens in Gravesham and a bespoke performance of some of Dickens works including the Signalman

The March exhibition was our first community curated event Take A Look in which local artists were invited to submit work for the new space. This was curated by Gravesham Arts Salon commissioned using Welcome Back Funding and attracted work from 54 artists and achieving record numbers in the gallery.

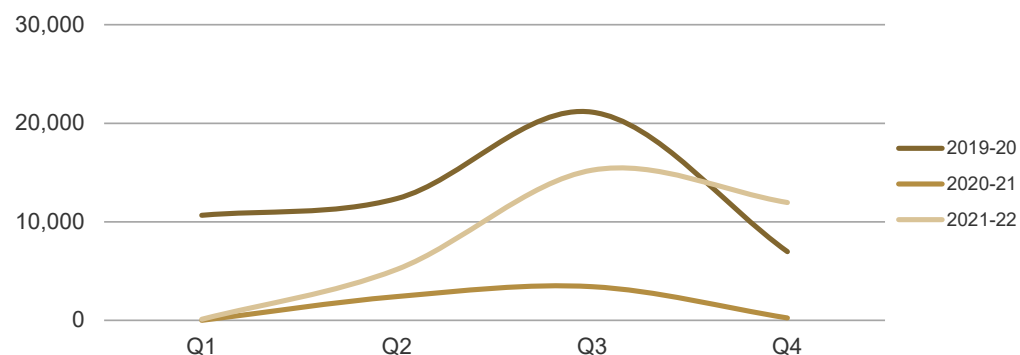
Several workshops have taken place in the Arts Centre including for both adults and children. The market, amongst other locations, hosted a number of events and workshops funded through the Welcome Back Fund which supported drawing footfall through the town and to the market building.



a dynamic borough; defined by a vibrant and productive local economy taking advantage of growth in the area, supported by its strong and active community.

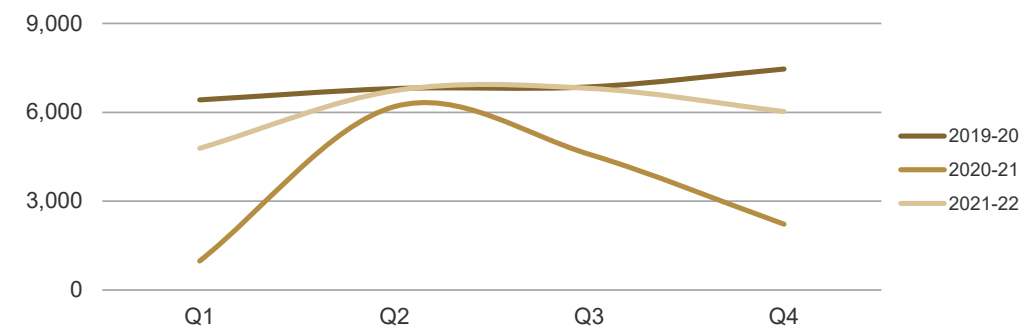
PI 42 Total number of patron tickets sold by The Woodville

	Q1	Q2	Q3	Q4
2019-20	10,658	12,358	21,127	6,968
2020-21	0	2,413	3,415	241
2021-22	107	5,172	15,239	11,955
2022-23				



PI 43 Average weekly Borough Market footfall

	Q1	Q2	Q3	Q4
2019-20	6,419	6,801	6,857	7,461
2020-21	980	6,192	4,582	2,223
2021-22	4,785	6,729	6,808	6,025
2022-23				



a dynamic borough; defined by a vibrant and productive local economy taking advantage of growth in the area, supported by its strong and active community.

POLICY COMMITMENT

5. Promote Gravesham's arts and heritage: support local groups in their community reach and expand the visitor economy.

The Fort and Chantry have been closed for the winter and re-open in April as normal.

Various works to Milton Chantry have been carried out by English Heritage which include the repair to the front mullioned arch window and replacing the stone mullion which supports the lintel of the low-level blocked window in the east wall. We are also expecting a new visitor information panel to be installed during May.

The Bandstand in the Fort Gardens is also undergoing some renovations which also include the addition of a new lighting system. The visitor Audio guides are being transferred to Apps and should be in place later in the season.

The CD bunker at Woodlands Park has had x4 tours with a total of 65 visitors from January to March.

PI 44 Total number of visitors attending Gravesham heritage sites

	Q1	Q2	Q3	Q4
2019-20	Annual indicator			4,936
2020-21				0
2021-22				3,506
2022-23				

