

a proud community; where residents can call a safe, clean and attractive borough their home.

POLICY COMMITMENT

1. Create stronger neighbourhoods: work with Kent Police on the prevention, detection and reduction of crime and anti-social behaviour, and the safeguarding of local residents.

Key work completed or supported by the CSU during Qtr 1 includes:

- A CSU-led partner initiative with Kent Police, Trading Standards, HMRC and Immigration Services to tackle the persistent selling of illegal cigarettes and tobacco culminated in the Council successfully obtaining Closure Orders against the 8 shops involved. These were necessary as despite repeated seizures of the illegal products and other assets from the shops over many years and requests that those involved to stop, the trade continued. There were also serious concerns for public health (some products are unregulated) that products were being sold indiscriminately, including to young people underage, that legitimate businesses were being adversely affected and, in some cases, for potential labour exploitation of individuals working in the shops. The Orders were granted for 3 months with the situation being monitored to determine whether an extension will be sought.

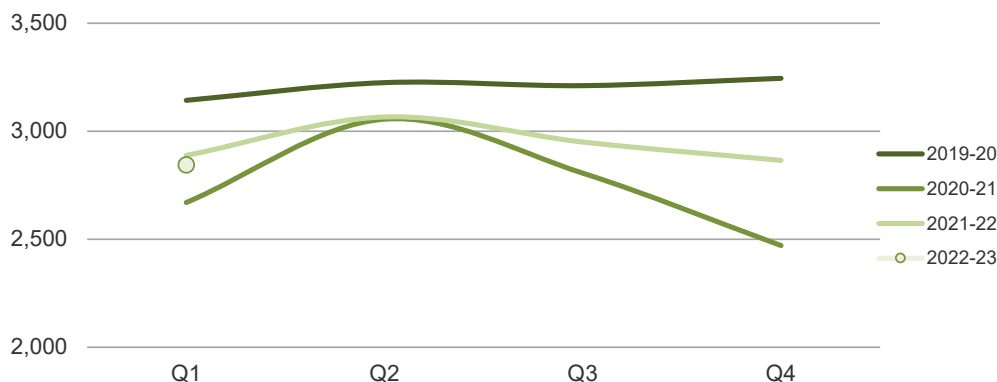
- The Gravesham Best Bar None Scheme was launched on the 15 June. The CSU is working with Kent Police and the G-Safe Business Crime Reduction Partnership to encourage local licensed premises to meet management standards aimed at improving safety and reducing crime/ASB particularly within the evening and night-time economies. 6 Police colleagues and Council Officers received training in April to carry out assessments with premises that wish to apply for Best Bar None accreditation and several premises have already signed up wishing to take part.

- The CSU made a successful application for funding to the Kent and Medway Violence Reduction Unit (VRU) in June. Just under £18,000 has been awarded to support youth engagement activities in Northfleet North to help divert young people away from ASB or being drawn into crime and to increase awareness of numerous activities/events available to them. The project is a collaborative effort between GBC (CSU, Housing Operations, Parks and Open Spaces, Tenants' Participation), The Gr@nd, VRU and KCC Youth Services. Between mid-summer-March, outreach youth work sessions will be running at The Hive and Wallis Park once a week combined with football coaching sessions. Outreach workers will also be engaging with young people on a weekly basis in/around Carl Ekman House to involve them directly in the creation of a new Multi-Use Games Area in the location (part of the funding received will contribute to the capital costs of the equipment). This will provide a sustainable new facility for this age group in the area.

- A bid has been submitted to the Home Office Safer Streets Fund Round 4, working in conjunction with the Office of the Kent PCC which, if successful, will allow for further improvements to CCTV and enhancing of heritage street lighting as well as the delivery of Bystander Training, improvements to the radio signal between G-Safe's Business Crime Reduction Scheme members and CCTV Control/Kent Police, work specifically to address Violence Against Women and Girls and working with local night-time economy premises to establish Safe Spaces within their venues.

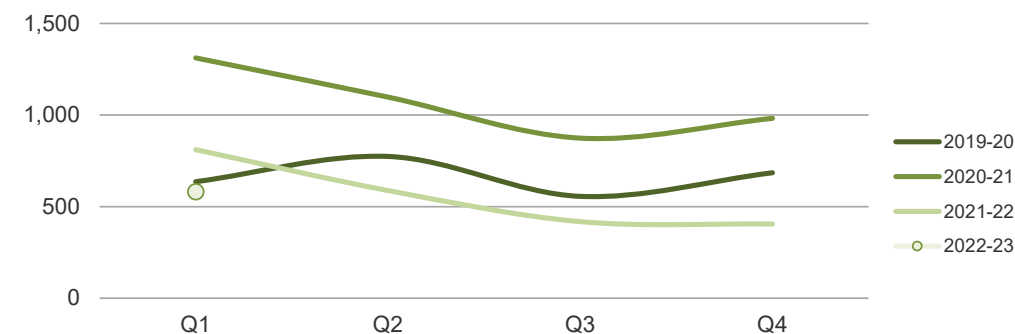
PI 1 Total number of reported crime offences

	Q1	Q2	Q3	Q4
2019-20	3,143	3,225	3,211	3,245
2020-21	2,670	3,056	2,806	2,471
2021-22	2,888	3,066	2,950	2,865
2022-23	2,844			



PI 2 Total number of reported incidents of Anti-Social Behaviour

	Q1	Q2	Q3	Q4
2019-20	636	774	556	685
2020-21	1,312	1,098	874	982
2021-22	811	588	418	405
2022-23	581			



a proud community; where residents can call a safe, clean and attractive borough their home.

POLICY COMMITMENT

2. Actively enforce environmental standards: use available powers to pursue anyone committing environmental crime or damaging the local environment.

During Q1 2022-23, officers from the Environmental Enforcement team have been involved in 137 investigations.

These have ranged from small-scale fly tipping offences, which have been dealt with by fixed penalty notices to large-scale offences, which are on-going and require many hours of investigation and administration work. The officers continue to work closely with internal teams and external partners to resolve complex issues and encourage education and early intervention, especially around private housing related issues.

The team has struggled with our street scene commitments in Q1 due to staff leaving and difficulties in recruitment, however these issues have now been resolved and the team will be up to full strength in Q2. The role of the Street Scene Enforcement Officer has been reviewed and their work will be more intelligence led, allowing them to target problem areas within the borough. In addition the three investigation staff have been given ownership of specific borough areas; Urban East, Urban West and Rural. This is to allow them to carryout proactive project work in problem areas and work with partner agencies to tackle long-term issues.

In addition, the team are now in a position where they can regularly deploy covert cameras in hot spot areas and it is hoped that in Q2 and beyond this will reap results.

Enforcement actions continue at a high rate, although the number of low-level street scene related interventions have fallen for the reasons previously described. The number of court prosecution cases continue to rise and a number of notable results have been achieved.

Enforcement actions for Q1 are as follows:

Community Protection Warnings issued: 56 / Community Protection Notices issued: 1

Fixed Penalty Notices issued: Fly tipping: 12 / Littering: 1 / Failure in duty of care: 4

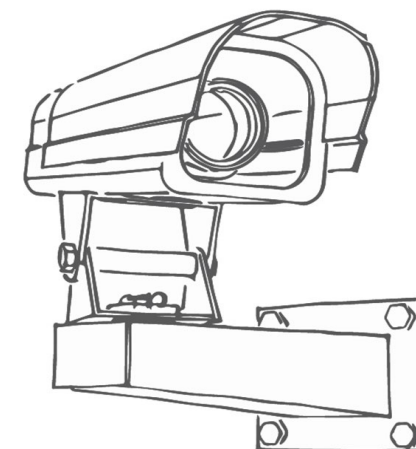
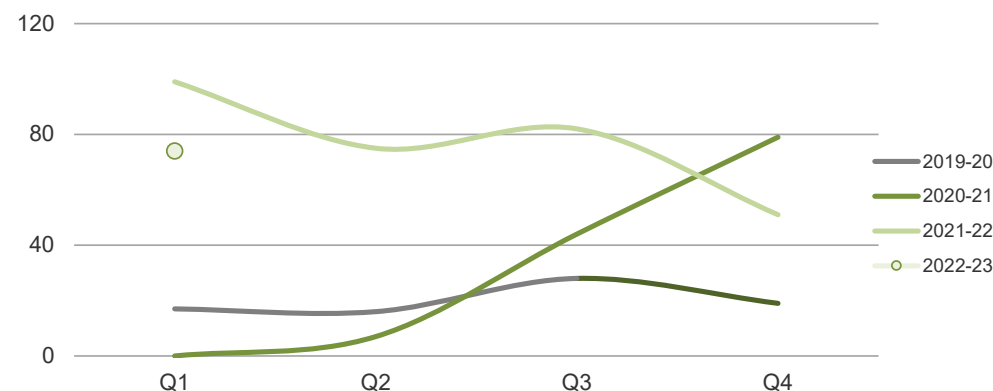
There have been six serious cases referred to legal services for court prosecution and a number of successful prosecutions. The highlights of recent prosecutions are two cases prosecuted under Section 110 of the Environment Act 1995. In both cases the offenders were found guilty and fined £20,000.

During Q1, the team were unable to carry out joint operations with Kent Police (Op Assist) due to the police having other, unexpected, commitments. However, we are working with the Kent Police Special Constabulary on a GBC led proactive operation- Op Nightjar. This involves EET staff working with KPSC officers carrying out proactive road checks and visits during evenings and at night time, when most fly tipping offences occur. The first operation was carried out in May and although the results were minimal, the subsequent media coverage and interaction with the public have produced positive feedback. We will continue to run these operations at regular intervals in the coming months.

We continue to work closely with the media team to educate communities around responsible waste management and to highlight enforcement action and court results. The feedback is positive in most cases.

PI 13 Total number of environmental enforcement actions taken

	Q1	Q2	Q3	Q4
2019-20	17	16	28	19
2020-21	0	7	44	79
2021-22	99	75	82	51
2022-23	74			



POLICY COMMITMENT

1. Design a quality and affordable leisure offer: improved facilities and creative sports programmes to tackle local health inequalities.

In terms of the leisure centres managed by GCLL:

- Swimming at Cascades continues to rise each quarter and is now at 89% of the same period in 2019.
- Sports Hall usage at Cygnet has exceeded 2019 usage and Cascades is now at 83%
- Gym totals have fluctuated month on month and are sitting at 52% overall a little less than the first quarter which is not unexpected as January/February are generally the busier periods.
- Group Classes have increased by 1% since the last quarter and are now at 46%.
- Health Suite usage remains at 42% the same as in the previous quarter.

Swimming Lessons at Cygnet are back to almost 100% of the pre-pandemic levels and Cascades continues to grow each term, with schools returning to their lesson programme and this is positively impacting on numbers at both sites.

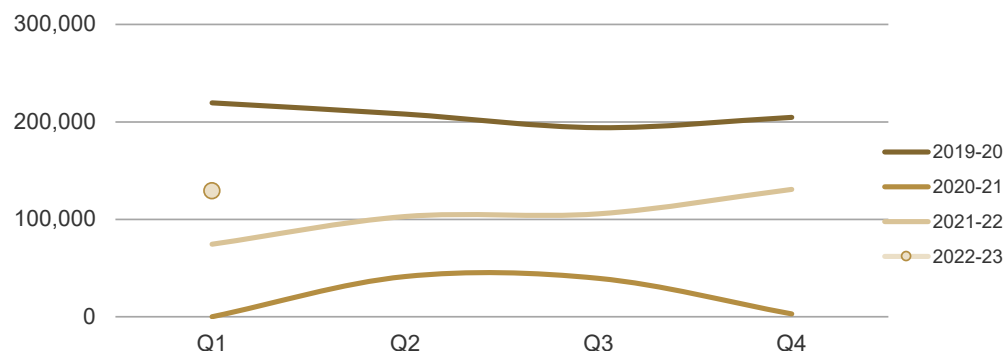
In terms of Active Gravesham/Leisure Team activity:

- Walking netball: Walking netball sessions at Cygnet Leisure Centre continue on Friday mornings. The sessions are attended by an average of 12 participants per week.
- Cricket: The cricket season started at Wombwell Park in Mid-May, of which we now have the third, fourth and fifth teams from Gravesend Cricket Club using the site, averaging around 24 players per week.
- Plans and programming is currently underway in this quarter for a full Summer Fun Programme in July/August, which will include a range of children's activities hosted by the leisure team as well as by local partner organisations.

a dynamic borough; defined by a vibrant and productive local economy taking advantage of growth in the area, supported by its strong and active community.


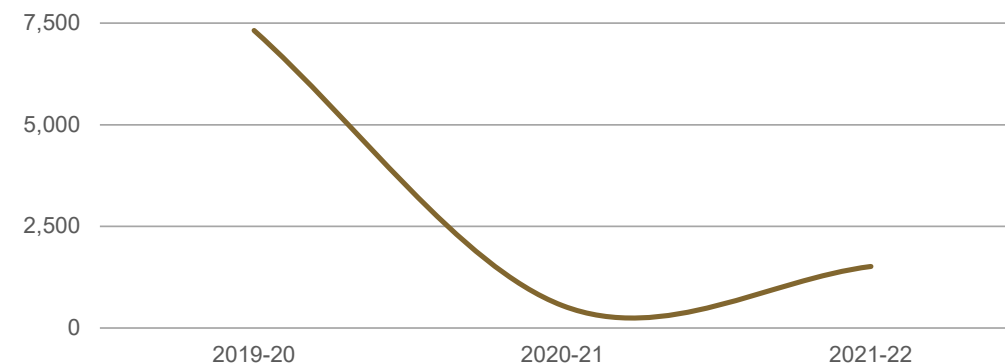
PI 37 Total number of leisure centre attendees

	Q1	Q2	Q3	Q4
2019-20	219,508	207,957	194,043	204,620
2020-21	N/A	41,278	39,391	2,901
2021-22	74,427	102,871	105,621	130,700
2022-23	129,618			



PI 38 Total number of 'Active Gravesham' attendees

	Q1	Q2	Q3	Q4
2019-20	Annual indicator			7,318
2020-21	Annual indicator			551
2021-22	Annual indicator			1,514
2022-23	Annual indicator			



POLICY COMMITMENT

2. Manage a programme of proactive healthy living interventions: work with partners to help support and safeguard vulnerable residents.

Improvements have been made to the Adult Active listening service, a much-needed service with us now holding a waiting list which demonstrates the need for a counsellor to support those with mental health needs.

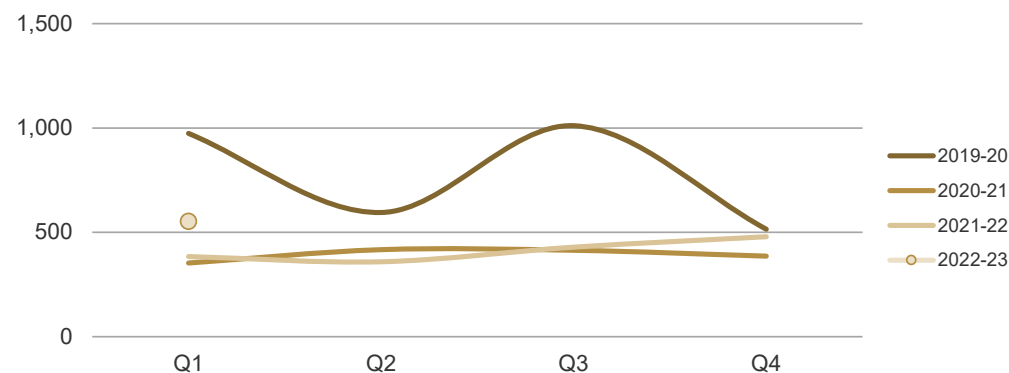
The One You Team attended the Vaisakhi event at the Sikh Temple. We use this event to promote The Grand, One You services and the Youth work. The event was well attended with an estimated 10000 people. We had clients show an interest and sign up to the Grand Active Weight Loss Programme, the English classes, and Digital Tech.

International Yoga Day: To celebrate International Yoga Day we held sessions at three different venues to promote yoga and help advertise the launch of our Yoga and Pilates programmes we have planned for Q2. There were Sun Salutations at Gravesend Riverside along with Mindfulness, a Crystal Bowl Meditation and Beginners Yoga at The Grand. We also held a morning Yoga Session at the Hindu Mandir in Gravesend which has now become a regular monthly session with them and the instructor. The event saw 80 attend the sessions over the day.

a dynamic borough; defined by a vibrant and productive local economy taking advantage of growth in the area, supported by its strong and active community.

PI 40 Total number of people achieving a target outcome from the Gr@nd healthy living services

	Q1	Q2	Q3	Q4
2019-20	974	595	1,011	515
2020-21	353	417	414	386
2021-22	384	359	429	479
2022-23	552			



POLICY COMMITMENT

3. Develop a cohesive and resilient community: implement a leading programme of engagement initiatives, showcasing the borough's diversity and enabling greater participation in civic life.

With the lifting of restrictions we have been able to celebrate the religious festivals of Vaisakhi, Easter and Eid with flag flying events on Community Square for the first time since 2019. The two local mosques organised Eid prayers in Fort Gardens which was attended by over 1,000 people – both men and women. An Eid festival was also held in Fort Gardens in June and was an opportunity for the whole community to come together.

The Queen's Platinum Jubilee provided an opportunity for communities to come together and hold celebrations. The council working with Cohesion Plus delivered a party on community square attended by local schools and those celebrating their 70th birthday. Council funding supported 4 local jubilee projects.

Organised litter picks have been popular and well supported and have taken place across the Borough and a thank you event was held in Woodville during volunteers week for all our litter picking volunteers.

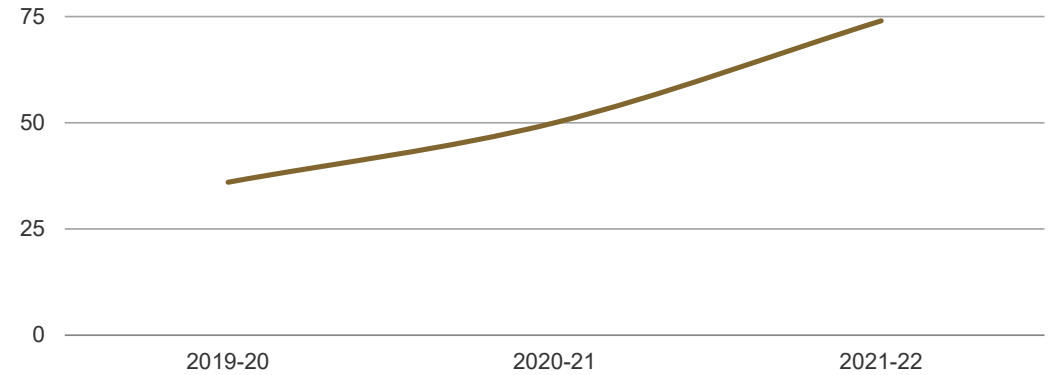
Flag flying for Armed Forces Day was held on Monday 20 June facilitated by the council's Armed Forces Covenant group supported by our local community.

a dynamic borough; defined by a vibrant and productive local economy taking advantage of growth in the area, supported by its strong and active community.

PI 41

Total number of community activities/events delivered by the council and in conjunction with its partners

	Q1	Q2	Q3	Q4
2019-20	Annual indicator			36
2020-21				50
2021-22				74
2022-23				



POLICY COMMITMENT

4. Enhance the borough's cultural offer: maximise the usage of The Woodville and the Borough Market as community assets.

The Woodville and the Arts and Culture team have delivered a full programme of events and activities in the period between April and June including an Easter Programme of family events in April which included sell out performances of the Dinosaur Show and The Bubble Show. The sell outs continued into May with performances from Russel Kane and the Luther Vandross tribute.

St George's Arts Centre was full throughout this period delivering a large cardboard dragon in April for St George's Day as well as several nature workshops that were sold out. May saw the first national touring exhibition in St George's when over 60 jewellery makers exhibited their work as the first stop of the Associations of Contemporary Jewellers show 'Meanings and Messages'. This exhibition was followed in June by the in house exhibition celebrating the jubilee. Over all the arts centre has welcomed over 2400 visitors between April and the end of June

Outside of the buildings the Arts and Culture team was instrumental in delivering the Gravesham Fringe Festival in June in which there were :-

- 15 solo art shows

- 2 group art shows

- Over 30 musicians in 5 pub locations

- Workshops and participation activities in textiles, spoken word, poetry, ukulele, laughter yoga, African Dance and crafting

- Full choir concert featuring 70 singers and 5 local rap artists

- 2 Comedy performances

- 4 Drama performances by both adults and young people

- 2 new dance pieces

Culminating in The Posh Club tea party in which 150 people of 70+ partied with the gay cabaret group Duckie with performances from The Bowtie Boys, Jugnu Bhangra, Impermanence Dance and Sadie Hennessy. Many of those attending have had their portraits taken for a commemorative tea set which will be displayed in St George's Arts Centre for the rest of June.

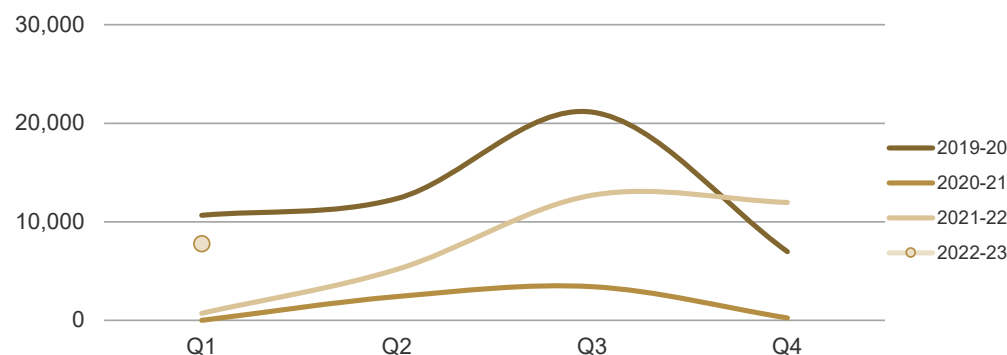
The team also oversaw the works on the Fort Gardens bandstand with a paint job restoring it to it's previous Victorian splendour and the addition of some new lighting.



a dynamic borough; defined by a vibrant and productive local economy taking advantage of growth in the area, supported by its strong and active community.

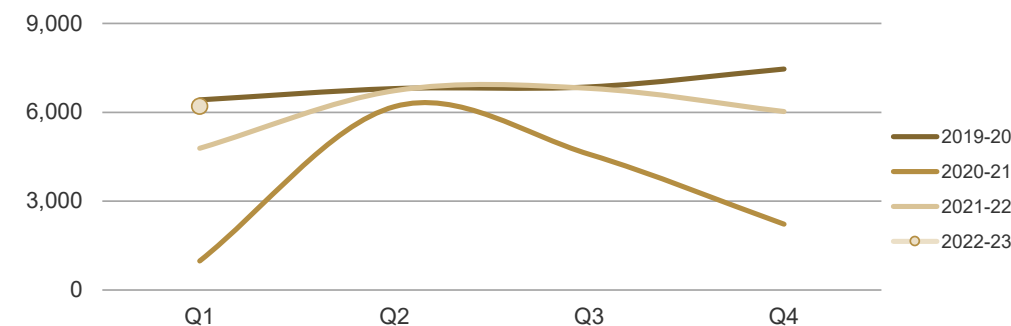
PI 42 Total number of patron tickets sold by The Woodville

	Q1	Q2	Q3	Q4
2019-20	10,658	12,358	21,127	6,968
2020-21	0	2,413	3,415	241
2021-22	715	5,172	12,693	11,958
2022-23	7,782			



PI 43 Average weekly Borough Market footfall

	Q1	Q2	Q3	Q4
2019-20	6,419	6,801	6,857	7,461
2020-21	980	6,192	4,582	2,223
2021-22	4,785	6,729	6,808	6,025
2022-23	6,204			



a dynamic borough; defined by a vibrant and productive local economy taking advantage of growth in the area, supported by its strong and active community.

POLICY COMMITMENT

5. Promote Gravesham's arts and heritage: support local groups in their community reach and expand the visitor economy.

The New Tavern Fort and Milton Chantry opened as normal in April and have been receiving a good steady flow of visitors during their open weekends. During the closed period the volunteers have carried out maintenance work in and around the fort and works have continued to be organised by English Heritage in respect to the Milton Chantry site.

There have been a number of events taking place in the Fort Gardens which have increased footfall to both sites. The Cold War Bunker has offered a number of guided tours via Thames Defence Heritage most of which have also been fully booked.

PI 44 Total number of visitors attending Gravesham heritage sites

	Q1	Q2	Q3	Q4
2019-20	Annual indicator			4,936
2020-21				0
2021-22				3,506
2022-23				

