



Youth-Related Anti-Social Behaviour Topic Review

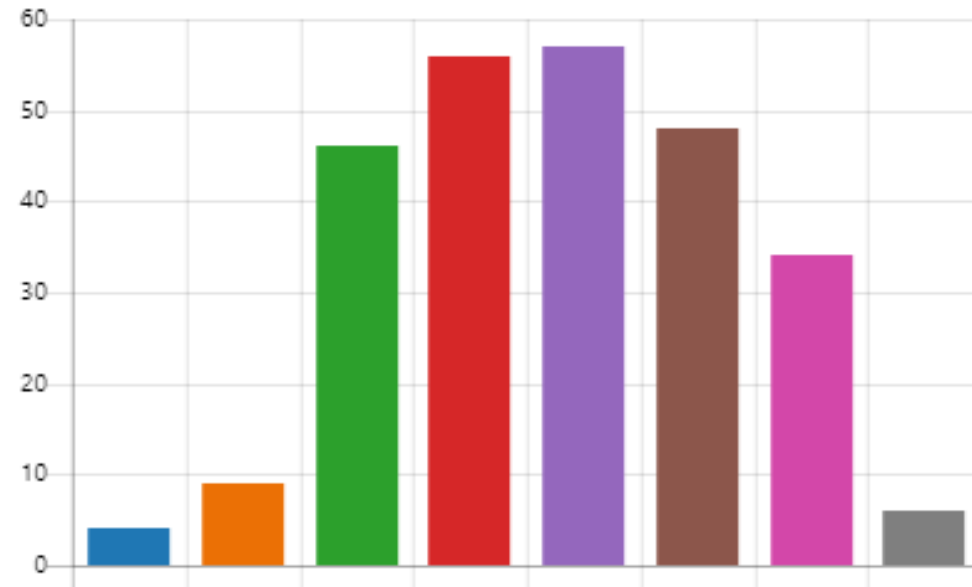
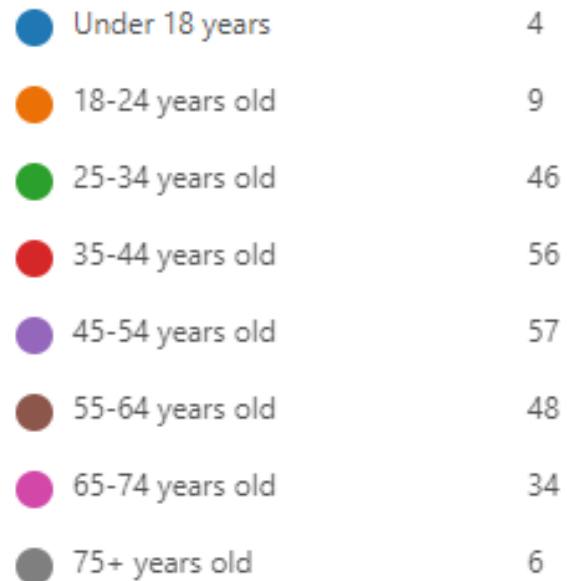
**PUBLIC CONSULTATION – KEY SURVEY
FINDINGS**

Introduction – Responses and Respondents

- Public consultation to seeks views on youth-related ASB both in Gravesend town centre and in local neighbourhoods.
- Survey ran for 4 weeks ending on 17 September 2024.
- 260 responses received – majority of respondents (112) lived in Gravesham, 80 both lived and worked in the Borough and 40 worked locally but lived elsewhere.
- 63% of respondents were female, 31% male and 6% preferred not to say.




Introduction – Responses and Respondents

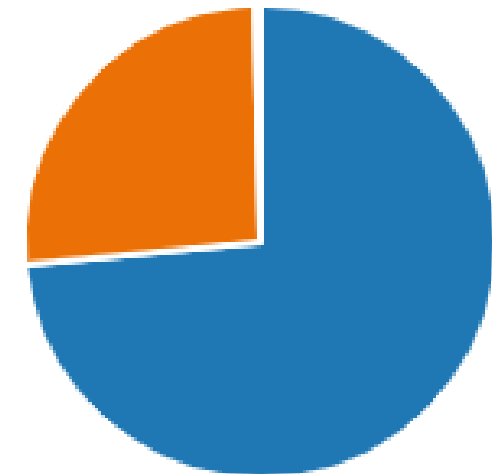
- There was a good cross-section in terms of respondents' age, 76% of respondents were White (English, Welsh or Scottish) and 26 respondents (10%) described themselves as having a disability.



Key Findings

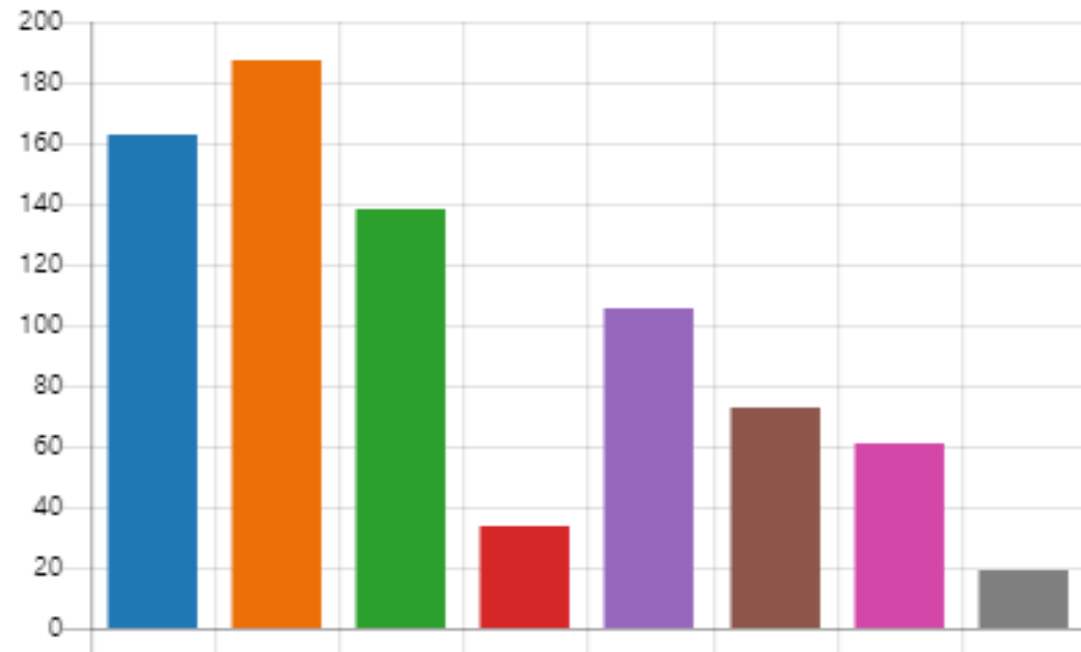
Asked how big a problem they felt that ASB involving young people in the town centre is, on a scale of 1-10 (1= no problem), the average score was 8.2. Compared to the same time last year, 73% (191 respondents) felt youth-related ASB in the town centre had got worse.

 worse?	191
 is about the same?	68
 has reduced?	1



Types of youth-related ASB (town centre)

Respondents were asked to select 3 types of ASB they felt were the biggest problem:



Impact of youth-related ASB in the town centre




- 200 (77%) respondents stated that ASB involving young people in the town centre caused them to avoid visiting the area.
- Those who avoided the area were asked to state what times of day they avoided:

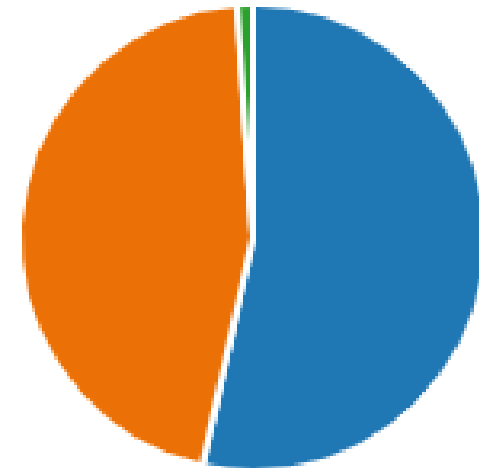
● Mornings	30
● Lunchtime (12.00-2.00pm)	50
● Afternoons (after school hours...)	139
● Evenings/night-time	180



Youth-related ASB – local neighbourhoods

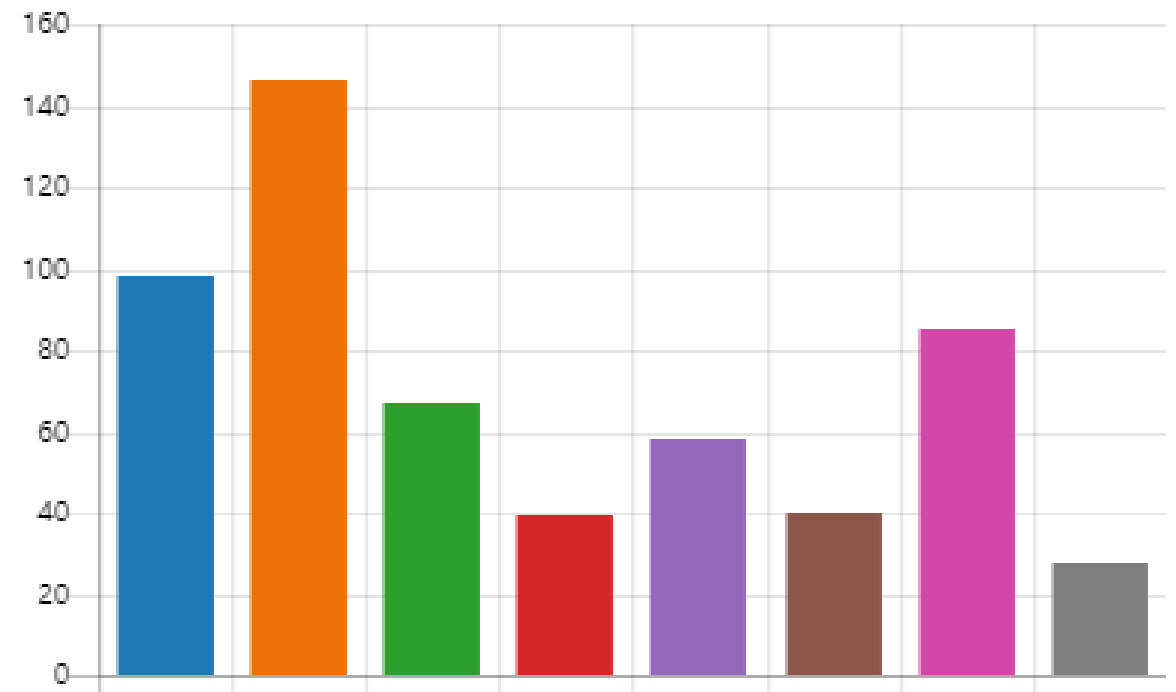
Asked how big a problem they felt that ASB involving young people in their local neighbourhood is, on a scale of 1-10 (1= no problem), the average score was 6.8. Compared to the same time last year, 53% (of 187 respondents) felt youth-related ASB in their neighbourhood had got worse.

 worse?	100
 is about the same?	85
 has reduced?	2



Types of youth-related ASB (neighbourhoods)

Respondents were asked to select 3 types of ASB they felt were the biggest problem:



Impact of youth-related ASB (neighbourhoods)

- 90 (48%) respondents stated that ASB involving young people caused them to avoid visiting areas within their local neighbourhood.
- Those who avoided areas were asked to state what times of day they avoided them:

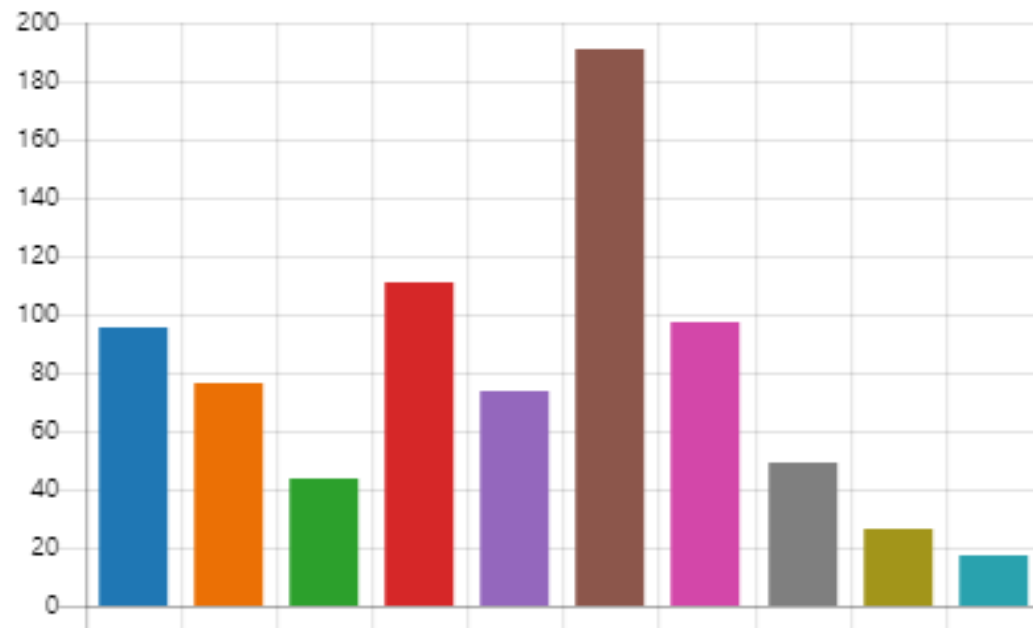
● Mornings	16
● Lunchtime (12.00-2.00pm)	20
● Afternoons (after school hours...)	63
● Evenings/night-time	83



Drivers of youth-related ASB

Respondents were asked to select the top 3 factors that they felt was driving youth-related ASB:

● Boredom	95
● Influence from social media	76
● Peer pressure	44
● Parenting issues/family breakd...	111
● Lack of understanding of/edu...	74
● Lack of respect for others/the ...	191
● Alcohol and/or drug related b...	97
● Lack of facilities	49
● Affordability of facilities/enter...	26
● Other	17



Next Steps

Round table meeting with partner agencies and other stakeholders:

- to share findings of the survey
- hear of their experiences
- identify potential initiatives and projects to address respondents' concerns

Survey with schools

To establish what policies and procedures they have in place to deal with students identified as being involved in ASB

Reporting back to Crime and Disorder Committee

Report of the Topic Review Team to be provided to the Committee in March 2025.